



UNLIMITED MOBILITY. UNCOMPROMISING PERFORMANCE.

APX™ 8000 ALL-BAND P25 PORTABLE RADIO

Take command with a 4-in-1 radio that offers limitless interoperability, the clearest, loudest audio and seamless Wi-Fi® connectivity. The compact, rugged and secure APX 8000 redefines mission critical communications.

ALL BANDS, NO BOUNDARIES

With four RF bands and multi-mode system access, the APX 8000 knows no limits when it comes to interoperability. Communicate across borders using a single device. Use analogue MDC 1200 or digital P25 mode, conventional or trunked operation, SmartNet® or SmartZone® legacy systems, clear or secure - all across 7/800MHz, VHF and UHF Range 1 & 2 bands.

HEAR AND BE HEARD MORE CLEARLY

Whether it's loud or windy, whether you whisper or yell, the APX 8000 adaptive audio engine and ultra-loud speaker brings clarity into every conversation. The radio dynamically changes the level of noise suppression, microphone gain, windporting and speaker equalisation on the fly to consistently produce the loudest, clearest audio in any environment.

VOICE AND DATA, ALL AT ONCE

With Wi-Fi access, the APX 8000 can quickly receive new codeplugs, firmware and software features in order to redeploy the radio fleet with ease as users keep talking without interruption. Mission Critical Wireless Bluetooth® connects quickly and securely with remote speaker microphones, surveillance kits and the LEX L10 Mission Critical LTE Handheld for radio remote control.

FIT FOR THE MISSION

Intuitively designed with a familiar look and feel, the compact APX 8000 is always comfortable to use, from your holster to your grip. It contains 4 radio bands packaged into the award-winning design of the APX 6000. The all-band antenna is flexible so it doesn't get in the way.

RUGGED, ROBUST & RELIABLE

With a water-tight seal, drop-resistant dual battery latch, pressure-tested tempered glass display and a shock-absorbing aluminum alloy endoskeleton, the APX 8000 is ready for unpredictable environments. It can survive 2 metre water submersion for 2 hours (IP68) and Motorola Solutions' renowned Accelerated Life Test.

DESIGNED TO SECURE & PROTECT

The APX 8000's voice and data is secured by multiple hardware encryption algorithms (AES, DES, ADP), up to 128 keys and the ability to re-key over the air so that sensitive information stays protected from scanners and eavesdroppers. P25 Radio Authentication ensures only valid users can access the system while two-factor authentication allows users to securely log in to databases.



PRODUCT DATA SHEET
APX 8000 PORTABLE RADIO



RF BANDS:

VHF, UHF Range 1 & 2, 700/800 MHz

OPERATION MODES:

9600 Baud Digital APCO P25 Phase 1 FDMA and Phase 2 TDMA Trunking

3600 Baud SmartNet, SmartZone, SmartZone, Omnilink Trunking

Digital APCO 25, Conventional, Analogue MDC 1200, Quick Call II System Configurations
Narrow and wide bandwidth digital receiver (6.25 kHz equivalent/25/20/12.5 KHz)

STANDARD FEATURES:

- Mission Critical Wireless Bluetooth*
- ASTRO™ 25 Integrated Voice & Data Software Key
- Text-Messaging
- Voice Announcements
- ISSI 8000 Roaming
- Radio Profiles, Dynamic Zone
- Intelligent Lighting
- Single-key ADP Encryption
- IP68 submersion (2 metres, 2 hours)
- IMPRES 2 Battery

ADAPTIVE AUDIO ENGINE:

- 3 Watt Speaker with Adaptive Equalisation
- Adaptive Dual-sided Operation
- Adaptive Noise Suppression Intensity
- Adaptive Gain Control
- Adaptive Windporting

PROGRAMMING:

Utilises Windows Customer Programming Software (CPS) with Radio Management

OPTIONAL FEATURES:

- Wi-Fi® 802.11 b/g/n
- GPS Outdoor Location Tracking
- RFID Volume Knob
- Multi-key for 128 keys and multi-algorithm
- Programming Over Project 25 (OTAP)
- Over the Air Rekey (OTAR)
- Digital Tone Signaling
- LEX L10 Collaboration
- P25 Authentication
- Man Down Sensor
- Rugged submersible option: MIL-STD 512.X/I, IP68 (2 metres, 4 hours)

* Compatible with BT 2.1, HSP, PAN, DUN and SPP Profiles found in off-the-shelf BT accessories

TRANSMITTER - TYPICAL PERFORMANCE SPECIFICATIONS

	700/800***	VHF	UHF Range 1	UHF Range 2
Frequency Range/Bandsplits	764-776, 794-806 MHz 806-825, 851-870 MHz	136-174 MHz	380-470 MHz	450-520 MHz
Channel Spacing	25/20/12.5 kHz	25/20/12.5 kHz	25/20/12.5 kHz	25/20/12.5 kHz
Maximum Frequency Separation	Full Bandsplit	Full Bandsplit	Full Bandsplit	Full Bandsplit
Rated RF Output Power Adj ¹	700 MHz: 1-2.5 Watts 800 MHz: 1-3 Watts	1-6 Watts	1-5 Watts	1-5 Watts
Frequency Stability ¹ (-30°C to +60°C; +25°C Ref.)	+/- 1.0 ppm	+/- 1.0 ppm	+/- 1.0 ppm	+/- 1.0 ppm
Modulation Limiting ¹	±5 kHz / ±4 kHz / ±2.5 kHz	±5 kHz / ±4 kHz / ±2.5 kHz	±5 kHz / ±4 kHz / ±2.5 kHz	±5 kHz / ±4 kHz / ±2.5 kHz
Emissions (Conducted and Radiated) ¹	-75 dBc	-75 dBc	-75 dBc	-75 dBc
Audio Response ¹	+1, -3 dB	+1, -3 dB	+1, -3 dB	+1, -3 dB
FM Hum & Noise (25kHz / 12.5kHz) ¹	700 MHz: -49 dB/-47 dB 800 MHz: -49 dB/-46 dB	-51 dB/-51 dB	-51 dB/-51 dB	-51 dB/-47 dB
Audio Distortion (25kHz / 12.5kHz) ¹	700 MHz: 0.90 % / 0.90 % 800 MHz: 0.60 % / 0.90 %	0.50 % / 0.90 %	0.50 % / 0.90 %	0.60 % / 0.90 %

BATTERIES FOR APX 8000




Battery Capacity / Type	Dimensions (HxWxD)	Weight	Battery Part Number	Battery Capacity
Li-Ion IMPRES 2150 mAh IP68	3.39" x 2.34" x 1.45"	5.07 oz	PMNN4403	2150 mAh
Li-Ion IMPRES 3100 mAh IP68**	3.39" x 2.34" x 1.65"	6.61 oz	NNTN7038	3100 mAh
Li-Ion IMPRES 4200 mAh IP68	5.12" x 2.34" x 1.65"	11.43 oz	NNTN7034	4400 mAh

KEY AUDIO ACCESSORIES

Name	Type	Part Number	Features
Extreme Policing (XP) RSM	Wired	NMN6271	Dual-Mic Noise Suppression, Emergency, Volume Control, Prog Button, IP68
Mission Critical Wireless (MCW) RSM	Bluetooth	RLN6554	Windporting, Audio Jack, Emergency, Volume Control, Task Light, IP55, 12 hour 5/35/60 Duty Cycle

**Ships standard with radio
***Use of the 700/800MHz band is dependent on in-country spectrum regulations.

PRODUCT DATA SHEET
APX 8000 PORTABLE RADIO

RADIO MODELS			
	 MODEL 1.5	 MODEL 2.5	 MODEL 3.5
Display	Full bitmap monochromatic LCD top display 1 line text x 8 characters 1 line of icons No menu support Multi-colour backlight	Top display plus: Full bitmap colour LCD display 4 lines of text x 14 characters 2 lines of icons 1 menu line x 3 menus White backlight	Top display plus: Full bitmap colour LCD display 4 lines of text x 14 characters 2 lines of icons 1 menu line x 3 menus White backlight
Keypad	None	Backlit keypad 3 soft keys 4 direction Navigation key Home and Data buttons	Backlit keypad 3 soft keys 4 direction navigation key 4x3 keypad Home and Data buttons
Channel Capacity	1200	3000	3000
FLASHport Memory	2 GB	2 GB	2 GB
700/800 MHz (764-870 MHz)	H91TGD9PW5AN	H91TGD9PW6AN	H91TGD9PW7AN
VHF (136-174 MHz)			
UHF Range 1 (380-470 MHz)			
UHF Range 2 (450-520 MHz)			
Buttons & Switches	Large PTT button ■ Angled On/Off volume control ■ Orange emergency button ■ 16 position top-mounted rotary switch ■ 2-position concentric switch ■ Multi-colour backlight ■ 3-position toggle switch ■ 3 programmable side buttons		
Regulatory Information			
FCC ID	AZ489FT7061		
Industry Canada	109U-89FT7061		
Emission Designators	<u>LMR</u> : 8K10F1D, 8K10F1E, 8K10F1W, 11K0F3E, 16K0F3E***, 20K0F1E*** <u>Bluetooth</u> : 852KF1D, 1M17F1D, 1M19F1D <u>WLAN (Wi-Fi)</u> : 13M7G1D, 17M0D1D, 18M1D1D		

*** In accordance with FCC mandate, the APX 8000 all band radio is restricted to 12.5kHz operation only and does NOT support 25kHz in the VHF and UHF Bands (excluding T-Band). This applies to customers under Rule Part 90.

RECEIVER - TYPICAL PERFORMANCE SPECIFICATIONS				
	700	800	VHF	UHF
Frequency Range/Bandsplits	764-776 MHz	851-870 MHz	136-174 MHz	380-520 MHz
Channel Spacing	25/20/12.5 kHz	25/20/12.5 kHz	25/20/12.5 kHz	25/20/12.5 kHz
Maximum Frequency Separation	Full Bandsplit	Full Bandsplit	Full Bandsplit	Full Bandsplit
Audio Output Power at Rated ¹	1 Watt	1 Watt	1 Watt	1 Watt
Frequency Stability ¹ (-30°C to +60°C; +25°C Ref.)	+/- 1.0 ppm	+/- 1.0 ppm	+/- 1.0 ppm	+/- 1.0 ppm
Analogue Sensitivity ¹	12 dB SINAD 0.224 uV	0.224 uV	0.168 uV	0.199 uV
Digital Sensitivity ²	1% BER 0.316 uV	0.316 uV	0.251 uV	0.282 uV
	5% BER 0.211 uV	0.211 uV	0.149 uV	0.158 uV
	5% BER Faded 0.562 uV	0.562 uV	0.562 uV	0.530 uV
Selectivity (25 kHz / 12.5 kHz) ^{1,5}	79 dB / 72 dB	78 dB / 72 dB	82 dB / 77 dB	80 dB / 74 dB
Intermodulation Rejection ¹	81 dB	80 dB	82 dB	80 dB
Spurious Rejection ¹	98 dB	98 dB	92 dB	98 dB
FM Hum and Noise (25 kHz / 12.5 kHz) ¹	-55 dB / -53 dB	-54 dB / -52 dB	-57 dB / -55 dB	-56 dB / -54 dB
Audio Distortion ¹	0.9 %	0.9 %	0.9 %	0.9 %

PRODUCT DATA SHEET
APX 8000 PORTABLE RADIO

PORTABLE MILITARY STANDARDS 810 C, D, E, F & G										
	MIL-STD 810C		MIL-STD 810D		MIL-STD 810E		MIL-STD 810F		MIL-STD 810G	
	Method	Proc./Cat.	Method	Proc./Cat.	Method	Proc./Cat.	Method	Proc./Cat.	Method	Proc./Cat.
Low Pressure	500.1	I	500.2	II	500.3	II	500.4	II	500.5	II
High Temperature	501.1	I, II	501.2	I/A1, II/A1	501.3	I/A1, II/A1	501.4	I/Hot, II/Hot	501.5	I/A1, II/A1
Low Temperature	502.1	I	502.2	I/C3, II/C1	502.3	I/C3, II/C1	502.4	I/C3, II/C1	502.5	I/C3, II/C1
Temperature Shock	503.1	I	503.2	I/A1C3	503.3	I/A1C3	503.4	I	503.5	I/C
Solar Radiation	505.1	II	505.2	I	505.3	I	505.4	I	505.5	I/A1
Rain	506.1	I, II	506.2	I, II	506.3	I, II	506.4	I, III	506.5	I, III
Humidity	507.1	II	507.2	II	507.3	II	507.4	1 Proc	507.5	II/Aggravated
Salt Fog	509.1	I	509.2	I	509.3	I	509.4	1 Proc	509.5	1 Proc
Blowing Dust	510.1	I	510.2	I	510.3	I	510.4	I	510.5	I
Blowing Sand	1 Proc	1 Proc	510.2	II	510.3	II	510.4	II	510.5	II
Immersion ⁶	512.1	I	512.2	I	512.3	I	512.4	I	512.5	I
Vibration	514.2	VIII/F, Curve-W	514.3	I/10, II/3	514.4	I/10, II/3	514.5	I/24	514.6	I/24
Shock	516.2	I, III, V	516.3	I, V, VI	516.4	I, V, VI	516.5	I, V, VI	516.6	I, V, VI
Shock (Drop)	516.2	II	516.2	IV	516.4	IV	516.5	IV	516.6	IV

DIMENSIONS OF THE RADIOS WITHOUT BATTERY		
	Inches	Millimetres
Length	5.47	139
Width Push-To-Talk button	2.39	60.7
Depth Push-To-Talk button	1.40	35.6
Width Top	2.98	75.7
Depth Top	1.58	40.1
Depth Bottom of Battery	1.24	31.5
Weight of the radios without battery	11.25 oz	319 g

ENCRYPTION	
Supported Encryption Algorithms	ADP, AES, DES, DES-XL, DES-OFB, DVP-XL, Localised Algorithm
Encryption Algorithm Capacity	8
Encryption Keys per Radio	Module capable of storing 1024 keys. Programmable for 128 Common Key Reference (CKR) or 16 Physical Identifier (PID)
Encryption Frame Re-sync Interval	P25 CAI 360 mSec
Encryption Keying	Key Loader and Over the Air Rekeying (OTAR)
Synchronisation	XL – Counter Addressing OFB – Output Feedback
Vector Generator	National Institute of Standards and Technology (NIST) approved random number generator
Encryption Type	Digital and SecureNet
Key Storage	Tamper protected volatile or non-volatile memory
Key Erasure	Keyboard command and tamper detection
Standards	FIPS 140-2 Level 3 FIPS 197

WIRELESS CONNECTIVITY & SECURITY
Frequency Range/Bandsplits: Bluetooth: 2402 - 2480 MHz, WLAN (Wi-Fi®): 2400 - 2483.5 MHz
WLAN (Wi-Fi) 802.11 b/g/n supports WPA-2, WPA, WEP security protocols; radio can be pre-provisioned with up to 20 SSIDs
Mission Critical Wireless Bluetooth 2.1 uses 96 bit encryption for pairing & 128 bit encryption for voice, signaling and data. The radio BT supports up to 6 data connections and 1 audio connection.

Motorola Solutions Australia Pty Limited www.motorolasolutions.com.au

MOTOROLA, MOTO, MOTOROLA SOLUTIONS and the Stylised M Logo are trademarks or registered trademarks of Motorola Trademark Holdings, LLC and are used under license. All other trademarks are the property of their respective owners. © 2016 Motorola Solutions, Inc. All rights reserved.



GPS/GNSS SPECIFICATIONS	
Constellations	GPS & GLONASS
Tracking Sensitivity	-164 dBm
Accuracy ²	<5 metres (95%)
Cold Start ³	<60 seconds (95%)
Hot Start ³	<5 seconds (95%)
Mode of Operation	Autonomous (Non-Assisted)

ENVIRONMENTAL SPECIFICATIONS	
Operating Temperature ⁴	-30°C / +60°C
Storage Temperature ⁴	-40°C / +85°C
Humidity	Per MIL-STD
ESD	IEC 801-2 KV
Water and Dust Intrusion	IP68 (2 metres, 2 hours)

RUGGED OPTION SPECIFICATIONS	
Leakage (immersion) ⁶	MIL-STD-810 C, D, E, F and G Method 512.X Procedure I, IP68 (2 metres, 4 hours)

HOUSING COLOR
Black (Standard), Public Safety Yellow, and High Impact Green

¹ Measured conductively in analogue mode per TIA / EIA 603 under nominal conditions.
² Measured conductively in digital mode per TIA / EIA IS 102.CAAA under nominal conditions.
³ Measured conductively with >6 satellites visible at a nominal -130 dBm signal strength. Specs provided are 95th percentile values.
⁴ Temperatures listed are for radio specifications. Battery storage is recommended at 25°C, ±5°C to ensure best performance.
⁵ Measured using the TIA-603 single-tone method.
⁶ Rugged option only. Specifications subject to change without notice.

All specifications shown are typical.
Radio meets applicable regulatory requirements.